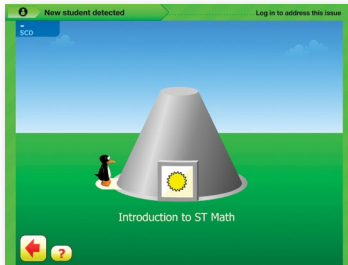


# Status Frames

## Monitor

Status frames notify the teacher of a specific issue that requires attention. These colored frames appear around ST Math screens so that, in most cases, the student can continue playing while waiting for the teacher to assist.



The **GREEN** status frame means the student is new to ST Math.

**Action:** Triple-click/tap the bottom-right corner of the status frame and link the student to your class.

**Tip:** Link this student before addressing other colored status frames.



The **BLUE** status frame means the student is not linked to a class.

**Action:** Triple-click/tap the bottom-right corner of the status frame and link the student to your class.



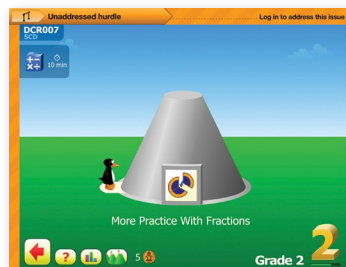
The **PINK** status frame means the student is from a different school.

**Action:** Triple-click/tap the bottom-right corner of the status frame and link the student to your class. Verify that all information is correct.



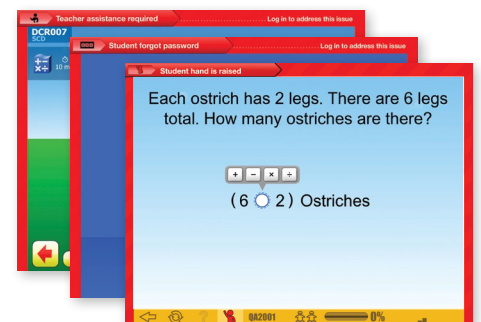
The **YELLOW** status frame means the student may be sharing their password with another student.

**Action:** Triple-click/tap the bottom-right corner and verify that the correct student is logged in.



The **ORANGE** status frame means the student is stuck in the current level.

**Action:** Triple-click/tap the bottom-right corner and use Teacher Mode to assist the student with the issue.



The **RED** status frames mean teacher assistance is needed.

**Action:** Triple-click/tap the bottom-right corner and follow the directions to resolve the issue.